



# TECHNICAL BULLETIN

## PRIMAAX® EX / FIREMAAX® EX

**SUBJECT:** U-beam Assembly Enhancement

**LIT NO:** SEU-0233

**DATE:** November 2010

**REVISION:** B

### IMPORTANT NOTICE

As of September 2010, Hendrickson introduced U-beam assembly enhancements for PRIMAAX® EX / FIREMAAX® EX suspensions to be equipped on new production vehicles and for aftermarket U-beam assembly kits. The new enhancements to the U-beam assembly result in a maintenance-free integrated end cap connection.

### NOTE

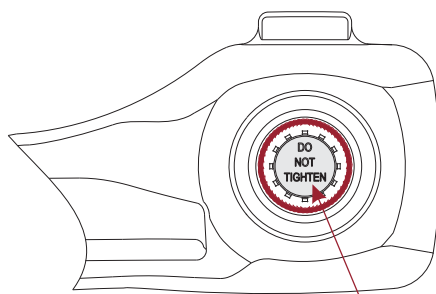
The U-beam assembly enhancements will immediately take effect on all new applicable OEM vehicles and service kits with the exception of those from Volvo / Mack, who are targeting implementation for the second quarter of 2011.

Refer to Hendrickson Technical Publication 17730-238 for complete maintenance, service and safety instructions regarding the PRIMAAX EX / FIREMAAX EX suspension, available online at [www.hendrickson-intl.com](http://www.hendrickson-intl.com).

### U-BEAM ASSEMBLY ENHANCEMENTS

- **Elimination of end cap bolt re-torque** — Loctite® 277 is applied to the integrated end cap bolts to eliminate the re-torque requirement at pre-delivery inspection and subsequent maintenance intervals.
- **Addition of tamper-resistant cap** — a tamper resistant cap stating “DO NOT TIGHTEN” is attached to the integrated end cap bolt to notify service personnel that re-torque is not required, see Figure 1.
- **Environmental Protection** — Sikaflex 221® polyurethane sealant is applied to the support beam / cross tube interface and around the tamper resistant cap, see Figures 1 and 2, to help protect against environmental elements.

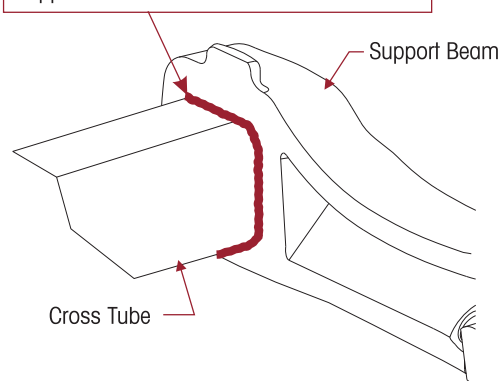
FIGURE 1



**Tamper Resistant Cap** attached to integrated end cap bolts with SIKAFLEX 221 sealant applied around the cap. No re-torque

FIGURE 2

**SIKAFLEX 221** sealant applied around the Support Beam and Cross Tube interface.



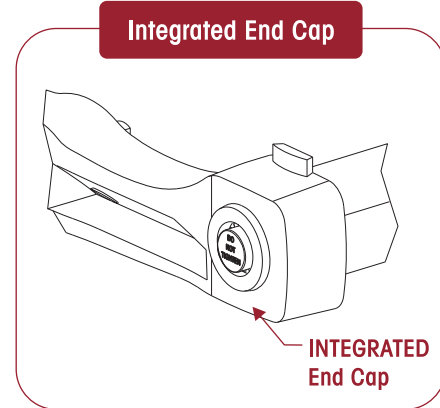
**AFTERMARKET ENHANCEMENT SERVICE KIT**

In the event any service to the suspension (including, but not limited to, D-pin bushing service) requiring disassembly of a U-beam assembly equipped with integrated end caps (see Figure 3), the Loctite 277, tamper resistant caps and Sikaflex 221 polyurethane sealant must be properly installed to ensure components function to their highest efficiency.

**NOTE**

The enhancement components can be purchased individually or as an aftermarket service kit (shown below).

FIGURE 3



69565-001 SERVICE KIT – AXLE SET		
PART NUMBER	DESCRIPTION	QTY.
69351-000	Sikaflex 221 Polyurethane Sealant - 300 ml tube	1
69432-000	Tamper Resistant Cap	2
69570-000	Loctite 277 - 10 ml Bottle	1
50104-006	7/8" 9 x 4.0" Hex Bolt	2
22962-042	7/8" H-Coat Flat Washer	2

Refer any questions regarding this publication to Hendrickson Tech Services toll-free at 866-755-5968, or email: techservices@hendrickson-intl.com. For more information on Hendrickson products go to www.hendrickson-intl.com.

www.hendrickson-intl.com



Truck Suspension Systems  
800 South Frontage Road  
Woodridge, IL 60517-4904 USA

630.910.2800  
Fax 630.910.2899