

HENDRICKSON USE ONLY

ORDERING GUIDE

TRLAXLE® NON-INTEGRATED AXLES: STRAIGHT AXLES

LIT NO: L964

DATE: December 2020

REVISION: GG

FORM INSTRUCTIONS

For complete price and model number information on TRLAXLE® non-integrated trailer axles, fax this form to 800.696.4416 in the U.S. or 905.789.1033 in Canada. For additional assistance or to place an order for an axle that is not HN or HP, please call toll-free 866.RIDEAIR (743.3247) in the U.S. or 800.668.5360 in Canada.

TO:	FROM:	COMPANY NAME:	
DATE:	PHONE:	FAX:	EMAIL:

SAME AS:	EXCEPT:
-----------------	----------------

AXLES

APPLICATION:	<input type="checkbox"/> Air Suspension	<input type="checkbox"/> Mechanical Spring
AXLE STYLE:	Straight	
SPINDLE:	<input type="checkbox"/> HN	<input type="checkbox"/> HP
AXLE TRACK:	<input type="checkbox"/> 71.5"	<input type="checkbox"/> 77.5" <input type="checkbox"/> Other (60" to 120" - contact customer service for availability):
AXLE WALL¹:	<input type="checkbox"/> 1/2" Nom.	<input type="checkbox"/> 5/8" Nom. <input type="checkbox"/> 5/8" Heavy Duty <input type="checkbox"/> 3/4" Nom.
TIRE INFLATION SYSTEM²:	<input type="checkbox"/> TIREMAAX® CP (Complete Worksheet on p. 9)	<input type="checkbox"/> TIREMAAX PRO (Complete Worksheet on p. 9) <input type="checkbox"/> 3-Hole Prep <input type="checkbox"/> No



Are you ordering air disc brakes? No (Continue on page 2) Yes (Go to page 4)

DRUM BRAKES *		*Slack and brake chamber combinations will affect brake ratings. Refer to L809 for Brake Certifications.							
BRAKE LINING:	<input type="checkbox"/> H20	<input type="checkbox"/> H20			<input type="checkbox"/> H23		<input type="checkbox"/> H26		
BRAKE SIZE:	<input type="checkbox"/> 12.25" x 7.5"	<input type="checkbox"/> 15" x 8-5/8"	<input type="checkbox"/> 16.5" x 7"	<input type="checkbox"/> 16.5" x 8-5/8"	<input type="checkbox"/> 16.5" x 7"	<input type="checkbox"/> 16.5" x 8-5/8"	<input type="checkbox"/> 16.5" x 7"	<input type="checkbox"/> 16.5" x 8-5/8"	
BRAKE MODEL:	HXS®	HXS	<input type="checkbox"/> Standard <input type="checkbox"/> HXS	HXS	<input type="checkbox"/> Standard <input type="checkbox"/> HXS	HXS	HXS		
BRAKE COATING:	Standard	Standard	<input type="checkbox"/> Standard	<input type="checkbox"/> AAXTREME COAT® (HXS Only)	<input type="checkbox"/> Standard	<input type="checkbox"/> AAXTREME COAT (HXS Only)	Standard		
BRAKE CHAMBERS:	<input type="checkbox"/> No	<input type="checkbox"/> Standard 2.5" Stroke			<input type="checkbox"/> Standard 3.0" Stroke				
BRAKE CHAMBER SIZE:		<input type="checkbox"/> Type 24/24	<input type="checkbox"/> Type 24/30	<input type="checkbox"/> 30/30	<input type="checkbox"/> Type 30/30				
Service / Spring:		<input type="checkbox"/> Type 24	<input type="checkbox"/> Type 30			<input type="checkbox"/> Type 30			
BRAKE CHAMBER WARRANTY:	<input type="checkbox"/> No	<input type="checkbox"/> Standard	<input type="checkbox"/> Extended Life						
BRAKE CHAMBER BRACKET:	<input type="checkbox"/> Standard	<input type="checkbox"/> High Rise (Not available with 15" x 8-5/8" brakes)	<input type="checkbox"/> No (Air Disc Brakes Only)						
SLACK ADJUSTER LENGTH:	<input type="checkbox"/> No	<input type="checkbox"/> Standard 5.5"	<input type="checkbox"/> Standard 6.0" (Long stroke chamber recommended)						
S-CAM:	<input type="checkbox"/> 28 Spline	<input type="checkbox"/> 10 Spline							
S-CAM LENGTH:	<input type="checkbox"/> 23.75" (Air Suspension)	<input type="checkbox"/> 20.625" (Spring Suspension)	<input type="checkbox"/> Other (6.5" min - 35.5" max):						
CAM ENCLOSURE⁴:	<input type="checkbox"/> Standard Cam Bracket	<input type="checkbox"/> Cam Tube System							
S-CAM / SLACK ADJUSTER POSITION:	<input type="checkbox"/> Cams Rear — Brake Adjusters Down (Standard)			<input type="checkbox"/> Cams Forward — Brake Adjusters Up					
DUST SHIELD:	<input type="checkbox"/> No	<input type="checkbox"/> Yes							
ABS SENSOR:	<input type="checkbox"/> No	<input type="checkbox"/> Haldex 19.7"	<input type="checkbox"/> WABCO 15.7"	<input type="checkbox"/> Bendix 14.84"	<input type="checkbox"/> Bendix 78.7"	<input type="checkbox"/> WABCO 36.0"			
SPINDLE NUT:	<input type="checkbox"/> No	<input type="checkbox"/> Standard 3-Piece Nut							

- 1/2-inch nominal axle wall is only permitted on mechanical spring suspensions.
- Refer to Hendrickson publication L583 Comprehensive Warranty Statement for complete details related to competitor tire inflation systems.
- "Service – only" brake chambers are used when parking brakes are not needed.
- Cam enclosure option available on limited number of cam lengths.

DRUM BRAKE RTR® READY-TO-ROLL® PACKAGES⁵

	<input type="checkbox"/> Standard Service (1-Year Limited Warranty ⁶)	<input type="checkbox"/> HXL3® Hendrickson Extended-Life System™ (3-Year Limited Warranty ⁶)	<input type="checkbox"/> HXL5® Hendrickson Extended-Life System™ (5-Year Limited Warranty ⁶)	<input type="checkbox"/> HXL7® Hendrickson Extended-Life System™ (7-Year Limited Warranty ⁶)	<input type="checkbox"/> ConMet PreSet® (5-Year Limited Warranty ⁶)
SPINDLE:	<input type="checkbox"/> HN <input type="checkbox"/> HP	<input type="checkbox"/> HN <input type="checkbox"/> HP	<input type="checkbox"/> HN <input type="checkbox"/> HP	HP	<input type="checkbox"/> HN <input type="checkbox"/> HP
HUB MATERIAL:	<input type="checkbox"/> Ductile Iron <input type="checkbox"/> Dura-Light Hub® <input type="checkbox"/> Aluminum	<input type="checkbox"/> Ductile Iron <input type="checkbox"/> Dura-Light Hub <input type="checkbox"/> Aluminum	<input type="checkbox"/> Ductile Iron <input type="checkbox"/> Dura-Light Hub <input type="checkbox"/> Aluminum	<input type="checkbox"/> Ductile Iron <input type="checkbox"/> Dura-Light Hub <input type="checkbox"/> Aluminum	Aluminum
NUMBER OF STUDS:	<input type="checkbox"/> 10 <input type="checkbox"/> 8	<input type="checkbox"/> 10 <input type="checkbox"/> 8	<input type="checkbox"/> 10 <input type="checkbox"/> 8	10	10
BOLT CIRCLE DIAMETER:	<input type="checkbox"/> 11.25" <input type="checkbox"/> 275 mm	<input type="checkbox"/> 11.25" <input type="checkbox"/> 275 mm	<input type="checkbox"/> 11.25" <input type="checkbox"/> 275 mm	11.25"	11.25"
WHEEL MATERIAL:	<input type="checkbox"/> Aluminum <input type="checkbox"/> Steel <input type="checkbox"/> Steel / Aluminum	<input type="checkbox"/> Aluminum <input type="checkbox"/> Steel <input type="checkbox"/> Steel / Aluminum	<input type="checkbox"/> Aluminum <input type="checkbox"/> Steel <input type="checkbox"/> Steel / Aluminum	<input type="checkbox"/> Aluminum <input type="checkbox"/> Steel <input type="checkbox"/> Steel / Aluminum	<input type="checkbox"/> Aluminum <input type="checkbox"/> Steel <input type="checkbox"/> Steel / Aluminum
DUAL / SUPER SINGLE: (SS) Short Stud (LS) Long Stud	<input type="checkbox"/> Dual <input type="checkbox"/> Super Single (SS) <input type="checkbox"/> Super Single (LS)	<input type="checkbox"/> Dual <input type="checkbox"/> Super Single (SS) <input type="checkbox"/> Super Single (LS)	<input type="checkbox"/> Dual <input type="checkbox"/> Super Single (SS) <input type="checkbox"/> Super Single (LS)	<input type="checkbox"/> Dual <input type="checkbox"/> Super Single (SS) <input type="checkbox"/> Super Single (LS)	<input type="checkbox"/> Dual <input type="checkbox"/> Super Single (SS) <input type="checkbox"/> Super Single (LS)
LUBE TYPE:	<input type="checkbox"/> SAE 80/90 (Standard) <input type="checkbox"/> Semi-Fluid Grease <input type="checkbox"/> Other:	<input type="checkbox"/> SAE 80/90 (Standard) <input type="checkbox"/> Synthetic 75W/90	Semi-Fluid Grease	Semi-Fluid Grease	<input type="checkbox"/> Semi-Fluid Grease <input type="checkbox"/> Synthetic 75W/90
SEAL:	<input type="checkbox"/> Stemco Voyager <input type="checkbox"/> Stemco Discover <input type="checkbox"/> Hendrickson	Standard	Standard	Standard	No (ConMet Included)
BEARING:	<input type="checkbox"/> Standard <input type="checkbox"/> Other:	Standard	Standard	Standard	No (ConMet Included)
SPINDLE NUT:	<input type="checkbox"/> 3-Piece (Set Screw)	PRECISION240® Nut System PRECISION320® Nut System or	PRECISION240 Nut System PRECISION320 Nut System or	PRECISION320 Nut System	Standard 3-Piece Nut
HUBCAP TYPE:	Standard Bolt-On	Standard Aluminum Bolt-On	Standard Aluminum Bolt-On	Corrosion Resistant Bolt-On	Standard Bolt-On
ABSTONE RING:	Yes	Yes	Yes	Yes	Yes

DRUM OPTIONS

DRUM MATERIAL:	<input type="checkbox"/> Cast	<input type="checkbox"/> Fused
DRUM DUTY:	<input type="checkbox"/> Standard	<input type="checkbox"/> Heavy Duty
DRUM BALANCING:	Balanced	
WHEEL FASTENERS:	<input type="checkbox"/> Yes ⁷	<input type="checkbox"/> No

5. Consult a customer service representative to ensure the compatibility of the wheel-end equipment with the other selected suspension parameters. RTR® READY-TO-ROLL® wheel-end packages are standard with hub-piloted hubs.

6. Refer to Hendrickson publication L583 Comprehensive Warranty Statement for complete details.

7. Two (2) wheel fasteners factory installed per wheel-end with balanced packaged in plastic bag, taped and stretched-wrapped to each wheel-end.

HENDRICKSON SUSPENSION AND AXLES AVAILABLE WITH AIR DISC BRAKES (ADB)

SUSPENSION / AXLE MODELS	AVAILABILITY
HT™ SERIES	
HT230, HT250T, HT300*	Call for application approval
HT250U	Call for application approval – ADB generally available for 7.5" ride heights and higher
HT190U, HT250US, HT300US	ADB not available
HT250Y, HT250YS, HT300Y	ADB not available
TRAILER AXLES	
TRLAXLE® – 1/2", 5/8", 5/8" HD wall	ADB available on limited tracks
TRLAXLE – 3/4" wall	ADB not available

⚠ WARNING: IMPROPER WHEELS OR VALVE STEMS can interfere with air disc brakes and cause rapid tire deflation, component damage, loss of vehicle control, property damage or severe personal injury. Use only wheels and valve stems that provide proper running clearance with air disc brakes equipped on the suspension. Contact vehicle manufacturer to determine replacement wheels and valve stems approved for the application.

DISC BRAKES *	*Please refer to L1225 at www.hendrickson-intl.com for more important information to consider when spec'ing air disc brakes.			
Hendrickson MAXX22T™ ADB (Hendrickson Standard)				
CONVERTER DOLLY APPLICATION:	<input type="checkbox"/> No <input type="checkbox"/> Yes (Service Only Chamber Available)			
DISC BRAKE APPROVAL:	Approval: 20,000 lb or less GAWR or up to 23,000 lb GAWR with appropriate tire SLR (See L809 for Brake Certifications)			
PAD/LINING:	WABCO 233			
BRAKE CHAMBER:	<input type="checkbox"/> Type 18/24 Std <input type="checkbox"/> Type 18 (Dolly)			
ABS TONE RING / DUST SHIELD:	Required			
ABS SENSORS (Required):	<input type="checkbox"/> Bendix 78.7" <input type="checkbox"/> Haldex 19.7" <input type="checkbox"/> Haldex 78.7" <input type="checkbox"/> WABCO 39.4" <input type="checkbox"/> WABCO 66.9"			
ROTOR BRAND/MATERIAL:	415mm Cast Iron	415mm Cast Iron	415mm Cast Iron	415mm Cast Iron
BRAKE CALIPER POSITION: For TRLAXLE® Only - See page 8 for reference	<input type="checkbox"/> A – For top-mount mechanical suspensions or top-mount air suspensions with brake chamber to rear of axle <input type="checkbox"/> B – For top-mount air suspensions with brake chamber to front of axle <input type="checkbox"/> C – For low-ride underslung air suspensions			
RTR® READY-TO-ROLL® WHEEL-END PACKAGES:	<input type="checkbox"/> Standard Service (1-year Limited Warranty ⁶)	<input type="checkbox"/> HXL3® Hendrickson Extended-Life System™ (3-year Limited Warranty ⁶)	<input type="checkbox"/> HXL5® Hendrickson Extended-Life System™ (5-year Limited Warranty ⁶)	<input type="checkbox"/> HXL7® Hendrickson Extended-Life System™ (7-year Limited Warranty ⁶)
SPINDLE:	<input type="checkbox"/> HN <input type="checkbox"/> HP	<input type="checkbox"/> HN <input type="checkbox"/> HP	<input type="checkbox"/> HN <input type="checkbox"/> HP	HP
HUB MATERIAL:	<input type="checkbox"/> Dura-Light Hub® <input type="checkbox"/> Ductile Iron	<input type="checkbox"/> Dura-Light Hub <input type="checkbox"/> Ductile Iron	<input type="checkbox"/> Dura-Light Hub <input type="checkbox"/> Ductile Iron	<input type="checkbox"/> Dura-Light Hub <input type="checkbox"/> Ductile Iron
HUB STYLE:	Hub-Piloted x 10-stud x 11.25" BC for 22.5" and 24.5" tires			
WHEEL MATERIAL:	<input type="checkbox"/> Aluminum <input type="checkbox"/> Steel <input type="checkbox"/> Steel / Aluminum	<input type="checkbox"/> Aluminum <input type="checkbox"/> Steel <input type="checkbox"/> Steel / Aluminum	<input type="checkbox"/> Aluminum <input type="checkbox"/> Steel <input type="checkbox"/> Steel / Aluminum	<input type="checkbox"/> Aluminum <input type="checkbox"/> Steel <input type="checkbox"/> Steel / Aluminum
DUAL / SUPER SINGLE: (SS) Short Stud (LS) Long Stud	<input type="checkbox"/> Dual <input type="checkbox"/> Super Single (SS) <input type="checkbox"/> Super Single (LS)	<input type="checkbox"/> Dual <input type="checkbox"/> Super Single (SS) <input type="checkbox"/> Super Single (LS)	<input type="checkbox"/> Dual <input type="checkbox"/> Super Single (SS) <input type="checkbox"/> Super Single (LS)	<input type="checkbox"/> Dual <input type="checkbox"/> Super Single (SS) <input type="checkbox"/> Super Single (LS)
LUBE TYPE:	<input type="checkbox"/> SAE 80/90 <input type="checkbox"/> Semi-Fluid Grease <input type="checkbox"/> Synthetic 75W/90	<input type="checkbox"/> SAE 80/90 <input type="checkbox"/> Synthetic 75W/90	Semi-Fluid Grease	Semi-Fluid Grease
SEAL:	Standard	Standard	Standard	Standard
BEARINGS:	Standard	Standard	Standard	Standard
SPINDLE NUT:	Standard 3-Piece Nut	PRECISION240® Nut System PRECISION320® Nut System or	PRECISION240 Nut System PRECISION320 Nut System or	PRECISION320 Nut System
HUBCAP TYPE:	Standard Bolt-On	Standard Aluminum Bolt-On	Standard Aluminum Bolt-On	Corrosion Resistant Bolt-On
WHEEL FASTENERS:	<input type="checkbox"/> Yes? <input type="checkbox"/> No			

DISC BRAKES *		WABCO PAN22-1 ADB				
CONVERTER DOLLY APPLICATION:	<input type="checkbox"/> No <input type="checkbox"/> Yes (Service Only Chamber Available)					
DISC BRAKE APPROVAL:	Approval: Up to 23,000 lb GAWR with appropriate tire SLR (See L809 for all Brake Certifications)					
PAD/LINING:	WABCO 230					
BRAKE CHAMBER:	<input type="checkbox"/> Type 20/24 Std <input type="checkbox"/> Type 20 (Dolly)					
ABSTONE RING / DUST SHIELD:	Required					
ABS SENSORS (Required):	<input type="checkbox"/> Bendix 78.7" <input type="checkbox"/> Haldex 19.7" <input type="checkbox"/> Haldex 78.7" <input type="checkbox"/> WABCO 39.4" <input type="checkbox"/> WABCO 66.9"					
ROTOR BRAND/MATERIAL:	430mm Cast Iron	430mm Cast Iron	430mm Cast Iron	430mm Cast Iron	430mm ConMet Cast Iron	
BRAKE CALIPER POSITION: For TRILAXLE® Only - See page 8 for reference	<input type="checkbox"/> A – For top-mount mechanical suspensions or top-mount air suspensions with brake chamber to rear of axle <input type="checkbox"/> B – For top-mount air suspensions with brake chamber to front of axle <input type="checkbox"/> C – For low-ride underslung air suspensions					
RTR® READY-TO-ROLL® WHEEL-END PACKAGES:	<input type="checkbox"/> Standard Service (1-year Limited Warranty ⁶)	<input type="checkbox"/> HXL3® Hendrickson Extended-Life System™ (3-year Limited Warranty ⁶)	<input type="checkbox"/> HXL5® Hendrickson Extended-Life System™ (5-year Limited Warranty ⁶)	<input type="checkbox"/> HXL7® Hendrickson Extended-Life System™ (7-year Limited Warranty ⁶)	<input type="checkbox"/> ConMet PreSet (5-year Limited Warranty ⁶)	
SPINDLE:	<input type="checkbox"/> HN <input type="checkbox"/> HP	<input type="checkbox"/> HN <input type="checkbox"/> HP	<input type="checkbox"/> HN <input type="checkbox"/> HP	HP	<input type="checkbox"/> HN <input type="checkbox"/> HP	
HUB MATERIAL:	Ductile Iron	Ductile Iron	Ductile Iron	Ductile Iron	ConMet Aluminum	
HUB STYLE:	Hub-Piloted x 10-stud x 11.25" BC for 22.5" and 24.5" tires					
WHEEL MATERIAL:	<input type="checkbox"/> Aluminum <input type="checkbox"/> Steel <input type="checkbox"/> Steel / Aluminum	<input type="checkbox"/> Aluminum <input type="checkbox"/> Steel <input type="checkbox"/> Steel / Aluminum	<input type="checkbox"/> Aluminum <input type="checkbox"/> Steel <input type="checkbox"/> Steel / Aluminum	<input type="checkbox"/> Aluminum <input type="checkbox"/> Steel <input type="checkbox"/> Steel / Aluminum	<input type="checkbox"/> Aluminum <input type="checkbox"/> Steel <input type="checkbox"/> Steel / Aluminum	
DUAL / SUPER SINGLE: (SS) Short Stud (LS) Long Stud	<input type="checkbox"/> Dual <input type="checkbox"/> Super Single (SS) <input type="checkbox"/> Super Single (LS)	<input type="checkbox"/> Dual <input type="checkbox"/> Super Single (SS) <input type="checkbox"/> Super Single (LS)	<input type="checkbox"/> Dual <input type="checkbox"/> Super Single (SS) <input type="checkbox"/> Super Single (LS)	<input type="checkbox"/> Dual <input type="checkbox"/> Super Single (SS) <input type="checkbox"/> Super Single (LS)	<input type="checkbox"/> Dual <input type="checkbox"/> Super Single (SS) <input type="checkbox"/> Super Single (LS)	
LUBE TYPE:	<input type="checkbox"/> SAE 80/90 <input type="checkbox"/> Semi-Fluid Grease <input type="checkbox"/> Synthetic 75W/90	<input type="checkbox"/> SAE 80/90 <input type="checkbox"/> Synthetic 75W/90	Semi-Fluid Grease	Semi-Fluid Grease	<input type="checkbox"/> Semi-Fluid Grease <input type="checkbox"/> Synthetic 75W/90	
SEAL:	Standard	Standard	Standard	Standard	No (ConMet Included)	
BEARINGS:	Standard	Standard	Standard	Standard	No (ConMet Included)	
SPINDLE NUT:	Standard 3-Piece Nut	PRECISION240® Nut System PRECISION320® Nut System or	PRECISION240 Nut System PRECISION320 Nut System or	PRECISION320 Nut System	Standard 3-Piece Nut	
HUBCAP TYPE:	Standard Bolt-On	Standard Aluminum Bolt-On	Standard Aluminum Bolt-On	Corrosion Resistant Bolt-On	Standard Bolt-On	
WHEEL FASTENERS:	<input type="checkbox"/> Yes ⁷ <input type="checkbox"/> No					

DISC BRAKES *		*Please refer to L1225 at www.hendrickson-intl.com for more important information to consider when spec'ing air disc brakes.					
		KNORR / BENDIX ADB22X-LT					
CONVERTER DOLLY APPLICATION:	<input type="checkbox"/> No <input type="checkbox"/> Yes (STOP. ADB22X-LT is not approved for dollies. Must spec MAXX22T™ or PAN22-1)						
DISC BRAKE APPROVAL:	Approval: Up to 23,000 lb GAWR with appropriate tire SLR (See L809 for all Brake Certifications)						
PAD/LINING:	BX276						
BRAKE CHAMBER:	<input type="checkbox"/> Knorr 18/24 Std						
ABS TONE RING / DUST SHIELD:	Required						
ABS SENSORS (Required):	<input type="checkbox"/> Bendix 78.7" <input type="checkbox"/> Haldex 19.7" <input type="checkbox"/> Haldex 78.7" <input type="checkbox"/> WABCO 39.4" <input type="checkbox"/> WABCO 66.9"						
ROTOR BRAND/MATERIAL:	430mm Knorr Cast Iron	430mm Knorr Cast Iron	430mm Knorr Cast Iron	430mm Knorr Cast Iron	430mm Knorr Cast Iron	430mm ConMet Cast Iron	
BRAKE CALIPER POSITION: For TRILAXLE® Only - See page 8 for reference	<input type="checkbox"/> A – For top-mount mechanical suspensions or top-mount air suspensions with brake chamber to rear of axle <input type="checkbox"/> B – For top-mount air suspensions with brake chamber to front of axle <input type="checkbox"/> C – For low-ride underslung air suspensions						
RTR® READY-TO-ROLL® WHEEL-END PACKAGES:	<input type="checkbox"/> Standard Service (1-year Limited Warranty ⁶)	<input type="checkbox"/> HXL3® Hendrickson Extended-Life System™ (3-year Limited Warranty ⁶)	<input type="checkbox"/> HXL5® Hendrickson Extended-Life System™ (5-year Limited Warranty ⁶)	<input type="checkbox"/> HXL7® Hendrickson Extended-Life System™ (7-year Limited Warranty ⁶)	<input type="checkbox"/> ConMet PreSet (5-year Limited Warranty ⁶)		
SPINDLE:	<input type="checkbox"/> HN <input type="checkbox"/> HP	<input type="checkbox"/> HN <input type="checkbox"/> HP	<input type="checkbox"/> HN <input type="checkbox"/> HP	HP	<input type="checkbox"/> HN <input type="checkbox"/> HP		
HUB MATERIAL:	Ductile Iron	Ductile Iron	Ductile Iron	Ductile Iron	<input type="checkbox"/> ConMet AL Splined	<input type="checkbox"/> ConMet Ductile Iron (HP Only) <input type="checkbox"/> ConMet Aluminum	
HUB STYLE:	Hub-Piloted x 10-stud x 11.25" BC for 22.5" and 24.5" tires						
WHEEL MATERIAL:	<input type="checkbox"/> Aluminum <input type="checkbox"/> Steel <input type="checkbox"/> Steel / Aluminum	<input type="checkbox"/> Aluminum <input type="checkbox"/> Steel <input type="checkbox"/> Steel / Aluminum	<input type="checkbox"/> Aluminum <input type="checkbox"/> Steel <input type="checkbox"/> Steel / Aluminum	<input type="checkbox"/> Aluminum <input type="checkbox"/> Steel <input type="checkbox"/> Steel / Aluminum	<input type="checkbox"/> Aluminum <input type="checkbox"/> Steel <input type="checkbox"/> Steel / Aluminum		
DUAL / SUPER SINGLE: (SS) Short Stud (LS) Long Stud	<input type="checkbox"/> Dual <input type="checkbox"/> Super Single (SS) <input type="checkbox"/> Super Single (LS)	<input type="checkbox"/> Dual <input type="checkbox"/> Super Single (SS) <input type="checkbox"/> Super Single (LS)	<input type="checkbox"/> Dual <input type="checkbox"/> Super Single (SS) <input type="checkbox"/> Super Single (LS)	<input type="checkbox"/> Dual <input type="checkbox"/> Super Single (SS) <input type="checkbox"/> Super Single (LS)	<input type="checkbox"/> Dual <input type="checkbox"/> Super Single (SS) <input type="checkbox"/> Super Single (LS)		
LUBE TYPE:	<input type="checkbox"/> SAE 80/90 <input type="checkbox"/> Semi-Fluid Grease <input type="checkbox"/> Synthetic 75W/90	<input type="checkbox"/> SAE 80/90 <input type="checkbox"/> Synthetic 75W/90	Semi-Fluid Grease	Semi-Fluid Grease	<input type="checkbox"/> Semi-Fluid Grease <input type="checkbox"/> Synthetic 75W/90		
SEAL:	Standard	Standard	Standard	Standard	No (ConMet Included)		
BEARINGS:	Standard	Standard	Standard	Standard	No (ConMet Included)		
SPINDLE NUT:	Standard 3-Piece Nut	PRECISION240® Nut System PRECISION320® Nut System or	PRECISION240 Nut System PRECISION320 Nut System or	PRECISION320 Nut System	Standard 3-Piece Nut		
HUBCAP TYPE:	Standard Bolt-On	Standard Aluminum Bolt-On	Standard Aluminum Bolt-On	Corrosion Resistant Bolt-On	Standard Bolt-On		
WHEEL FASTENERS:	<input type="checkbox"/> Yes ⁷ <input type="checkbox"/> No						

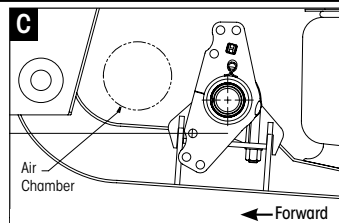
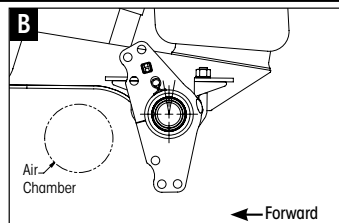
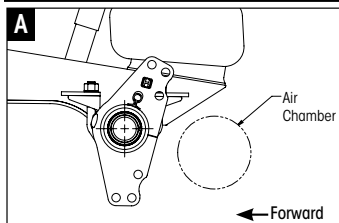
DISC BRAKES *	*Please refer to L1225 at www.hendrickson-intl.com for more important information to consider when spec'ing air disc brakes.		
WABCO PAN19-1 ADB (for use with 19.5" wheels)			
CONVERTER DOLLY APPLICATION:	<input type="checkbox"/> No <input type="checkbox"/> Yes (Service Only Chamber Available)		
DISC BRAKE APPROVAL:	Approval: Up to 20,000 lb. GAWR with appropriate tire SLR (See L809 for all Brake Certifications)		
PAD/LINING:	WABCO 230		
BRAKE CHAMBER:	<input type="checkbox"/> Type 16/24 Std <input type="checkbox"/> Type 16 (Dolly)		
ABS TONE RING / DUST SHIELD:	Required		
ABS SENSORS (Required):	<input type="checkbox"/> Bendix 78.7" <input type="checkbox"/> Haldex 19.7" <input type="checkbox"/> Haldex 78.7" <input type="checkbox"/> WABCO 39.4" <input type="checkbox"/> WABCO 66.9"		
ROTOR BRAND/MATERIAL:	375mm Standard Cast Iron	375mm Standard Cast Iron	375mm Standard Cast Iron
BRAKE CALIPER POSITION: For TRILAXLE® Only - See page 8 for reference	<input type="checkbox"/> A – For top-mount mechanical suspensions or top-mount air suspensions with brake chamber to rear of axle <input type="checkbox"/> B – For top-mount air suspensions with brake chamber to front of axle <input type="checkbox"/> C – For low-ride underslung air suspensions		
RTR® READY-TO-ROLL® WHEEL-END PACKAGES:	<input type="checkbox"/> Standard Service (1-year Limited Warranty ⁶)	<input type="checkbox"/> HXL3® Hendrickson Extended-Life System™ (3-year Limited Warranty ⁶)	<input type="checkbox"/> HXL5® Hendrickson Extended-Life System™ (5-year Limited Warranty ⁶)
SPINDLE:	<input type="checkbox"/> HN <input type="checkbox"/> HP	<input type="checkbox"/> HN <input type="checkbox"/> HP	<input type="checkbox"/> HN <input type="checkbox"/> HP
HUB MATERIAL:	Ductile Iron	Ductile Iron	Ductile Iron
HUB STYLE:	Hub-Piloted x 10-stud x 11.25" BC for 19.5" tires		
WHEEL MATERIAL:	<input type="checkbox"/> Aluminum <input type="checkbox"/> Steel <input type="checkbox"/> Steel / Aluminum	<input type="checkbox"/> Aluminum <input type="checkbox"/> Steel <input type="checkbox"/> Steel / Aluminum	<input type="checkbox"/> Aluminum <input type="checkbox"/> Steel <input type="checkbox"/> Steel / Aluminum
DUAL / SUPER SINGLE: (SS) Short Stud (LS) Long Stud	<input type="checkbox"/> Dual <input type="checkbox"/> Super Single (SS) <input type="checkbox"/> Super Single (LS)	<input type="checkbox"/> Dual <input type="checkbox"/> Super Single (SS) <input type="checkbox"/> Super Single (LS)	<input type="checkbox"/> Dual <input type="checkbox"/> Super Single (SS) <input type="checkbox"/> Super Single (LS)
LUBE TYPE:	<input type="checkbox"/> SAE 80/90 <input type="checkbox"/> Semi-Fluid Grease <input type="checkbox"/> Synthetic 75W/90	<input type="checkbox"/> SAE 80/90 <input type="checkbox"/> Synthetic 75W/90	Semi-Fluid Grease
SEAL:	Standard	Standard	Standard
BEARINGS:	Standard	Standard	Standard
SPINDLE NUT:	Standard 3-Piece Nut	PRECISION240® Nut System PRECISION320® Nut System or	PRECISION240 Nut System PRECISION320 Nut System or
HUBCAP TYPE:	Standard Bolt-On	Standard Aluminum Bolt-On	Standard Aluminum Bolt-On
WHEEL FASTENERS:	<input type="checkbox"/> Yes ⁷ <input type="checkbox"/> No		

*ConMet PreSet not available on Haldex DBLD (25K)

*Please refer to L1225 at www.hendrickson-intl.com for more important information to consider when spec'ing air disc brakes.

DISC BRAKES *		■ HALDEX DBT22LT (23K)			■ HALDEX DBLD (25K)	
CONVERTER DOLLY APPLICATION:	<input type="checkbox"/> No <input type="checkbox"/> Yes (Service Only Chamber Available)			<input type="checkbox"/> No <input type="checkbox"/> Yes (Service Only Chamber Available)		
DISC BRAKE APPROVAL:	Approval: Up to 25,000 lb. GAWR with appropriate tire SLR (See L809 for all Brake Certifications.)			Approval: Up to 25,000 lb. GAWR with appropriate tire SLR (See L809 for all Brake Certifications.)		
PAD/LINING:	JURID 442			JURID 539-20		
BRAKE CHAMBER:	HALDEX 18/24 Std			HALDEX 20/24 Std		
ABSTONE RING / DUST SHIELD:	Required					
ABS SENSORS (Required):	<input type="checkbox"/> Bendix 78.7" <input type="checkbox"/> Haldex 19.7" <input type="checkbox"/> Haldex 78.7" <input type="checkbox"/> WABCO 39.4" <input type="checkbox"/> WABCO 66.9"					
ROTOR BRAND/MATERIAL:	430mm Cast Iron	430mm Cast Iron	430mm Cast Iron	430mm Cast Iron	430mm ConMet Cast Iron	
BRAKE CALIPER POSITION: For TRILAXLE® Only - See page 8 for reference	<input type="checkbox"/> A – For top-mount mechanical suspensions or top-mount air suspensions with brake chamber to rear of axle <input type="checkbox"/> B – For top-mount air suspensions with brake chamber to front of axle <input type="checkbox"/> C – For low-ride underslung air suspensions					
RTR® READY-TO-ROLL® WHEEL-END PACKAGES:	<input type="checkbox"/> Standard Service (1-year Limited Warranty ⁶)	<input type="checkbox"/> HXL3® Hendrickson Extended-Life System™ (3-year Limited Warranty ⁶)	<input type="checkbox"/> HXL5® Hendrickson Extended-Life System™ (5-year Limited Warranty ⁶)	<input type="checkbox"/> HXL7® Hendrickson Extended-Life System™ (7-year Limited Warranty ⁶)	<input type="checkbox"/> ConMet PreSet (DBT22LT Models Only) (5-year Limited Warranty ⁶)	
SPINDLE:	<input type="checkbox"/> HN <input type="checkbox"/> HP	<input type="checkbox"/> HN <input type="checkbox"/> HP	<input type="checkbox"/> HN <input type="checkbox"/> HP	HP	<input type="checkbox"/> HN <input type="checkbox"/> HP	
HUB MATERIAL:	Ductile Iron	Ductile Iron	Ductile Iron	Ductile Iron	ConMet Aluminum	
HUB STYLE:	Hub-Piloted x 10-stud x 11.25" BC for 22.5" and 24.5" tires					
WHEEL MATERIAL:	<input type="checkbox"/> Aluminum <input type="checkbox"/> Steel <input type="checkbox"/> Steel / Aluminum	<input type="checkbox"/> Aluminum <input type="checkbox"/> Steel <input type="checkbox"/> Steel / Aluminum	<input type="checkbox"/> Aluminum <input type="checkbox"/> Steel <input type="checkbox"/> Steel / Aluminum	<input type="checkbox"/> Aluminum <input type="checkbox"/> Steel <input type="checkbox"/> Steel / Aluminum	<input type="checkbox"/> Aluminum <input type="checkbox"/> Steel <input type="checkbox"/> Steel / Aluminum	
DUAL / SUPER SINGLE: (SS) Short Stud (LS) Long Stud	<input type="checkbox"/> Dual <input type="checkbox"/> Super Single (SS) <input type="checkbox"/> Super Single (LS)	<input type="checkbox"/> Dual <input type="checkbox"/> Super Single (SS) <input type="checkbox"/> Super Single (LS)	<input type="checkbox"/> Dual <input type="checkbox"/> Super Single (SS) <input type="checkbox"/> Super Single (LS)	<input type="checkbox"/> Dual <input type="checkbox"/> Super Single (SS) <input type="checkbox"/> Super Single (LS)	<input type="checkbox"/> Dual <input type="checkbox"/> Super Single (SS) <input type="checkbox"/> Super Single (LS)	
LUBE TYPE:	<input type="checkbox"/> SAE 80/90 <input type="checkbox"/> Semi-Fluid Grease <input type="checkbox"/> Synthetic 75W/90	<input type="checkbox"/> SAE 80/90 <input type="checkbox"/> Synthetic 75W/90	Semi-Fluid Grease	Semi-Fluid Grease	<input type="checkbox"/> Semi-Fluid Grease <input type="checkbox"/> Synthetic 75W/90	
SEAL:	Standard	Standard	Standard	Standard	No (ConMet Included)	
BEARINGS:	Standard	Standard	Standard	Standard	No (ConMet Included)	
SPINDLE NUT:	Standard 3-Piece Nut	PRECISION240® Nut System PRECISION320® Nut System or	PRECISION240 Nut System PRECISION320 Nut System or	PRECISION320 Nut System	Standard 3-Piece Nut	
HUBCAP TYPE:	Standard Bolt-On	Standard Aluminum Bolt-On	Standard Aluminum Bolt-On	Corrosion Resistant Bolt-On	Standard Bolt-On	
WHEEL FASTENERS:	<input type="checkbox"/> Yes ⁷ <input type="checkbox"/> No					

BRAKE CALIPER POSITION



CAUTION: For underslung mechanical suspensions, call Hendrickson and the suspension supplier.

NOTES: For all caliper positions shown, the tire inflation holes are located on top dead center of axle when suspension is at ride height. Customer should verify brake chamber clearance at the entire suspension travel range. On Figure C, the shock cannot be mounted in front of the axle on underslung suspensions due to interference with the brake chamber.

TIREMAAX® KIT WORKSHEET^{8,9}

(Not included in Hendrickson Trailer Axle Model Number — Sold Separately)

CONTROLLER TYPE:	<input type="checkbox"/> CP	<input type="checkbox"/> PRO									
ELECTRICAL CONNECTION:	<input type="checkbox"/> Delphi Weather Pack (Standard)	<input type="checkbox"/> Blade Terminals ¹⁰									
NUMBER OF AXLES:	<input type="checkbox"/> 1	<input type="checkbox"/> 2	<input type="checkbox"/> 3	<input type="checkbox"/> 4	<input type="checkbox"/> Other:						
HUBCAP TYPE:	<input type="checkbox"/> Hendrickson Bolt-On	<input type="checkbox"/> Hendrickson Extended Bolt-On ¹¹									
LUBE TYPE:	<input type="checkbox"/> Semi-Fluid Grease	<input type="checkbox"/> Oil									
WHEEL STYLE / MATERIAL	<input type="checkbox"/> Dual / Aluminum	<input type="checkbox"/> Dual / Steel or Combo	<input type="checkbox"/> Super Single / Aluminum (straight hose)								
	<input type="checkbox"/> Super Single / Steel (outboard valve stem; 180-degree hose)	<input type="checkbox"/> Super Single / Steel (inboard valve stem; straight hose)									
TIRE SIZE:	<input type="checkbox"/> 17.5"	<input type="checkbox"/> 19.5"	<input type="checkbox"/> 22.5"	<input type="checkbox"/> 24.5"							
COLD TIRE PRESSURE SETTING (psi)^{12:}	<input type="checkbox"/> 70	<input type="checkbox"/> 75	<input type="checkbox"/> 80	<input type="checkbox"/> 85	<input type="checkbox"/> 90	<input type="checkbox"/> 95	<input type="checkbox"/> 100	<input type="checkbox"/> 105	<input type="checkbox"/> 110	<input type="checkbox"/> 115	<input type="checkbox"/> 120
TIRE HOSE:	<input type="checkbox"/> Standard	<input type="checkbox"/> Integral Check Port (22.5" tire size only)									
TRAILER-MOUNTED INDICATOR LIGHT KIT:	<input type="checkbox"/> LED – 12V with 65-foot Cable (Standard)	<input type="checkbox"/> LED – 12V with 35-foot Cable	<input type="checkbox"/> LED – 24V (Export ¹³)								
	<input type="checkbox"/> Incandescent – 12V	<input type="checkbox"/> No ¹¹									
WIRING HARNESS:	<input type="checkbox"/> Premium, 15-Foot, ABS-ready	<input type="checkbox"/> Premium, 3-Foot, ABS-ready									
	<input type="checkbox"/> Standard, 18-inch, Wiring Adapter Plug	<input type="checkbox"/> No ¹⁰									
AIR PLUMBING KIT:	<input type="checkbox"/> Manifold ¹⁴	<input type="checkbox"/> No									
CONTROLLER TANK VALVE^{15:} (Pressure Check)	<input type="checkbox"/> Yes (CP Models Only)	<input type="checkbox"/> No									

8. Hendrickson does not provide warranty coverage for the installation, performance or components of a competitor-brand tire inflation system installed on a Hendrickson Trailer Axle. Any consequential damages to the Hendrickson Trailer Axle resulting from a failure to the competitor-brand tire inflation system or components, whether installed by the OEM, repair facility or end-user, should be directed to the respective tire inflation system manufacturer for warranty coverage.
9. When installing TIREMAAX®, please contact Hendrickson to verify correct wheel-end component integration.
10. Controllers featuring blade terminals, require the light kit and wiring harness options to be "no".
11. Required for axles with TIREMAAX PRO equipped with cross-drilled spindles and using the castellated spindle nut. Please verify spindle nut requirements.
12. Refer to tire manufacturer's recommended tire pressure. TIREMAAX PRO is restricted to cold tire pressure setting of 85-120 psi.
13. Please note, 12V is used in some export countries. If this is a new venture into a foreign country, please validate voltage requirements with Controls Engineering.
14. Not available for single-axle systems.
15. Not available with TIREMAAX PRO.

*Actual product performance may vary depending upon vehicle configuration, operation, service and other factors.
All applications must comply with applicable Hendrickson specifications and must be approved by the respective vehicle manufacturer with the vehicle in its original, as-built configuration.
Contact Hendrickson for additional details regarding specifications, applications, capacities, and operation, service and maintenance instructions.*

Call Hendrickson at 330.489.0045 or 866.RIDEAIR (743.3247) for additional information.



www.hendrickson-intl.com

L964 Rev GG 12-20

© 2007 - 2020 Hendrickson USA, L.L.C. All Rights Reserved. All trademarks shown are owned by Hendrickson USA, L.L.C., or one of its affiliates, in one or more countries.
Information contained in this literature was accurate at the time of publication. Product changes may have been made after the copyright date that are not reflected.

TRAILER COMMERCIAL VEHICLE SYSTEMS

2070 Industrial Place SE
Canton, OH 44707-2641 USA
866.RIDEAIR (743.3247)
330.489.0045 • Fax 800.696.4416

Hendrickson Canada

250 Chrysler Drive, Unit #3
Brampton, ON Canada L6S 6B6
800.668.5360
905.789.1030 • Fax 905.789.1033

Hendrickson Mexicana

Círculo El Marqués Sur #29
Parque Industrial El Marqués
Pob. El Colorado, Municipio El Marqués,
Querétaro, México C.P. 76246
+52 (442) 296.3600 • Fax +52 (442) 296.3601